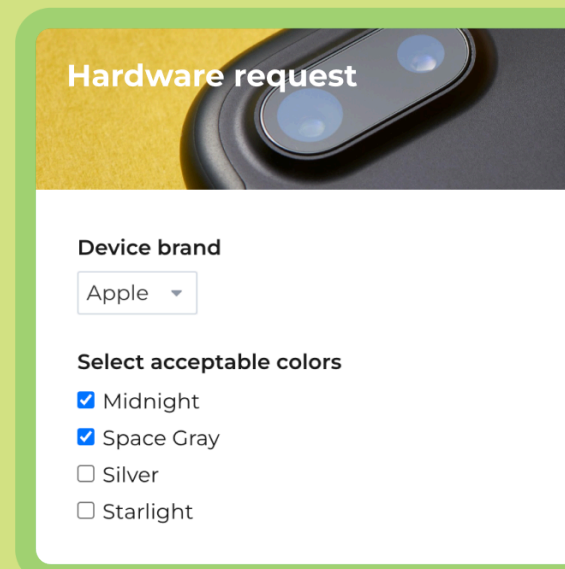
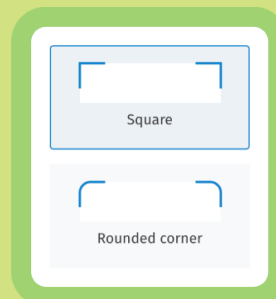
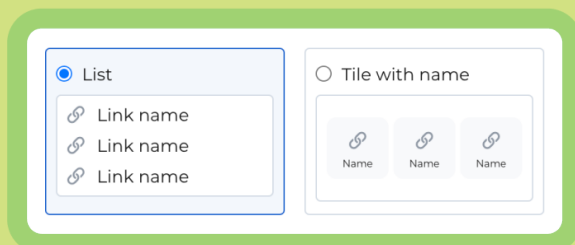



Feature-packed intranet software

Our industry-leading software comes packaged with 240 individual features, each designed to keep employees productive, informed, and engaged.



Hobbies & Interests

Your shared interests

Baking

Gardening

Kelly's other interests

Painting

Pottery

Reading

Running

Yoga



Table of Contents

Communication	2
Collaboration	6
Content management	11
Media management	16
File management	18
Administration	20
Security + permissions	25
Navigation + search	27
Integrations	31
Design + branding	33
Calendars + events	38
Employee engagement	40

Communication

Get your messages across with global news publishing, group news, broadcasts, notifications, @mentions, required reading, updates and shout-outs.

Native mobile app | [Learn more](#)

Access the intranet from anywhere via an app installed on your device. Catch up on news, add comments, and upload photos on the go.

Alerts and notifications

Get alerted to changes made to content you follow. In-app and desktop notifications show for new pages, page edits, and comments added to pages you follow. You can select what actions cause you to receive email notifications.

Desktop notifications

Allow your browser to display desktop notifications to receive toaster notifications as actions happen while you are logged in to the intranet.

Email notifications

Select what actions will prompt email notifications when they happen on content that you follow.

@mentions

Get people's attention by at-mentioning them or a group they belong to on a page or in a comment, update or shout-out. You will get notifications when you or a group you are a member of are at-mentioned.

In-app notifications

In-app notifications appear in the Alerts menu on the top bar, with separate tabs for Forms alerts, Notifications and Mentions.

Notifications history

Find a notification that has cleared from your Alerts menu with this list of past notifications.

Outgoing mail

Configure outgoing email to enable email notifications to be sent to users.

Comment by reply to email notification

Add comments to pages simply by replying to a notification email about a comment, new page or page edit.

Broadcasts

Send critical and time-sensitive information to large groups of people quickly and accurately via multiple channels.

Target content

Craft the content and customize the interface of sections of your intranet to appeal to and function the best for particular user groups.

Target exact groups

Share updates and content specifically to a group. Restrict who can see content by applying security permissions.

Page sharing

Share a page to a group or to all users to bring attention to a piece of content.

News/blog and post content types

News/Blog subpages are called 'Post' content types, and display chronologically on News/Blog pages. Posts published to news feeds on group pages also automatically display on the homepages of group members. You can also create gallery-style news or blog posts that showcase images.

News card

Feature news posts on other pages in news cards that display posts in either a grid or list format.

News carousels

Attract attention by presenting news with prominent images or videos in a rotating news carousel. Users can even view video right within the carousel.

Personalized homepages

Homepages keep important news, information and links front and center for all users. Homepages are personalized to individual users with group news automatically displaying on the homepages of group members.

Multiple homepages

Create distinct, tailored homepages for different groups, departments, or locations within your organization that reflect your team's unique needs and preferences so they get the most relevant information quickly.

Sticky posts

Make a news or blog post “sticky” to keep it at the top of the news or blog.

RSS news to Outlook

Always have access to the latest intranet news from your inbox by adding RSS feeds of intranet news pages to Outlook.

Page following

Users can choose to follow specific pages, and choose to auto-follow pages when they perform certain actions, like creating or commenting on a page. When you follow content, you will be alerted when changes happen to the content. Manage the pages you follow by reviewing them on your Following list. Content editors can add or remove followers from content.

Required reading

Ensure that important policy, procedural and human resources information is read and that there is a record of confirmation with the Required reading feature.

Policy management

Ensure that all of your employees have access to the most updated policies by publishing and updating them on the intranet.

Microblogging

Share updates, shout-outs and links to pages in activity and shout-outs cards. Like, follow and comment on posts to engage in the conversation. Liven up your posts with images, emojis and links.

Emojis

Add that special something to your updates, comments and communications using emojis. ✨

Collaboration

Collaborate on content and documents via the intranet, and engage with your groups. Share relevant news and updates, have discussions through commenting and forums, and process workflows through multiple people. Everyone can contribute to the intranet and to your organization.

Group content type

Group pages allow departments, locations and project teams to collaborate on work, share news and updates, and receive alerts about group page activity. Group pages have special features for displaying group members and sending group news to the homepages of group members.

Customizable group types

Default group types include group, location, department, team, project and business unit. Customize for group types specific to your organization.

Group membership

Group members automatically see news from their groups in their homepage news. Members see group updates and get notifications about group page activity.

- **Open group membership**
Open membership allows any user who can view the group page to join or leave the group.
- **Managed group membership**
The membership of a managed group can only be changed by users with edit permission on the group page.
- **Closed group membership**
Sync the membership of a group with an Active Directory or other external store security group. Group members are automatically added or removed from the intranet group when the external security group membership is updated. Closed group membership can only be set up by an intranet administrator.

Group directory

Browse or search for groups on the intranet in the group directory. Filter group results by default or custom group type and tags.

Share page to group

Share a link to a piece of intranet content with all of the members of a specific group.

Activity streams

Discover new activity on the intranet, join discussions, and post updates and shout-outs through activity streams. Activity cards can be found on the homepage, profile pages, group pages and other content types. New pages, file uploads, and comments will show in the main tab of the activity feed. Updates, shout-outs and activity from your groups also show in their own tabs.

Activity alerts

New activity on content that you follow results in in-app alerts that appear in the Alerts menu in the top toolbar. An indicator appears on the Alerts menu when you have unread alerts. Depending on your settings, new activity can also trigger desktop and email notifications.

View page activity

When no activity card has been added to a page to surface activity on it, page and subpage activity is still available to view from the page controls in the page header.

Daily email checkup and weekly email newsletter

Daily and weekly emails that summarize activity on pages you follow and popular pages can be sent to all users. Page titles are linked so users can easily check out the new activity on the intranet.

Personal activity streams

Activity streams on profile pages show activity from that user, and updates, shout-outs and messages sent by that user and to that user.

Forums

Create forums for sharing knowledge, developing ideas, and asking and answering questions. Create new forum types with custom terminology for your desired use.

- **Ideas, questions & voting**
Use forums, forms and polls to collect and develop new ideas, and gather information and feedback from your users.
- **Ideation**
Discover a great product idea by creating an employee product suggestion forum. Collaborate on content and documents by granting editing access to multiple users. Spark conversation by commenting, at-mentioning colleagues and sharing content.

Employee advocacy

Build employee engagement with an interactive intranet that makes employees feel involved. Workers who are proud of their company can be intranet champions whose activity on the intranet further boosts a positive company spirit.

Public spaces

Foster intranet engagement with areas that are open for users to create, interact and collaborate with other users.

Wikis

The entire intranet is a wiki that users can create, edit and collaborate on (security permissions-dependent).

Comments

Comments allow all users to add their input, give feedback and start discussions.

Discussion capture/Mailing list content type

All email messages sent to a distribution group or mailing list can be captured and stored on a mailing list type page on the intranet.

Email link to page

While viewing a page, in two clicks create an email with a link to the page and a message asking the recipient to view the intranet page. Send to one or more recipients.

Email links

Insert mailto links in content to make it easy for users to contact the appropriate person or resource from the intranet.

Content management

Content is at the heart of every solid intranet strategy. Our content features make it easy for anyone to post relevant news or updates. It also makes it simple to empower a team of internal content creators.

Content publishing

Publish news and announcements to keep intranet users informed and up-to-date. Create blogs to share project updates or as a way for upper management to communicate to employees.

AI Create

Generative AI that helps create personalized, quality content, from a simple prompt, all within your existing workflow.

AI Enhance

Generative AI to revise and improve existing content. Suggest edits, shorten or lengthen text, rephrase sentences for clarity, and ensure that writing is polished and professional.

Knowledge management

Capture the valuable information possessed by employees and make it available on the intranet for everyone to benefit from. Capture information for reference, like how to troubleshoot technical issues or answer FAQs from customers.

Create and edit pages

Create multi-faceted intranet pages using an approachable editing interface. The first time you add or edit a page, a tour orients you to the different areas of the edit page interface. Only one user can edit a page at a time, preventing duplication of work or conflicting page versions.

Content blocks

Create templates and reusable chunks of content that can easily be added to any page from within the editor.

Shared cards

Create a shared card once, and use it wherever you want across your intranet. On single pages, or in templates.

Future publishing

Prepare new content in advance and set it to publish at a future date and time.

Multiple content types

Create pages with different purposes and features by selecting from multiple content types. Create Sections as landing pages for navigation. Groups connect people with shared news streams and activity. Keep people up-to-date with News or Blog pages. Prompt discussions and collaboration with Forums. Schedule events with Calendars. Showcase images on Photo gallery pages.

Multiple page layouts

Page layouts allow for two or three columns configured to different widths.

Import from Word

Create a page by importing a Word document to the intranet. Choose whether to maintain the formatting of the original document, or to import it as plain text.

Rich text editor and spellcheck

Add formatting, images, tables and more to your page content with the Rich Text Editor. Use the editor's spellchecker to avoid errors.

Collaborative drafts

Work together with invited collaborators to create the perfect piece of content.

Slash commands

Use slash commands. Just type a quick slash (/) and a list of handy commands pop right up. Need to create a heading or add a numbered list? Slash it.

Insert internal and external links

Link to intranet pages, in-page headings, external websites, cloud drive files and email addresses in your page content. Use the link content type to add links that appear in the navigation.

One-click table of contents

Show all the headings on your page like a mini roadmap. Want to jump to a specific section? Just click on a heading in the list, and you're there.

Insert sortable tables

Structure text or data in your content by adding basic, sortable tables.

Tag content

Add tags to content to make it easy to find and identify. Group tags by category in tag bundles to simplify tag addition. Auto-generated recommended tags assist users with tagging content. Choose whether to lockdown tag management, or to allow users to create their own tags.

Track and revert changes with version history

Track what changes were made to content and who made the changes. Maintain a record of previous content versions and restore content to a previous version when needed.

Content review tool

Set up regular review cycles and assign owners for each review to ensure content is always up to date and accurate. Track deadlines and stay on top of your content maintenance schedule.

Content management

Use a variety of content features and admin tools to keep intranet content current and relevant to your users.

Content audit reports

Perform an audit on your content and remove or update stale and/or irrelevant content . Filter the Content Audit report to a specific user (or group of users.)

Change content owner

By default, the content owner is the content creator. Change the content owner to another user at any time. Choose whether to show or hide the content owner's name and content creation date in the page header.

Lock main page while allowing posts

Restrict edits to main news, blog, forum or calendar pages while still allowing users with edit permission to add posts or events to the pages. This feature is applied on a per-page basis.

Move page

Easily move a page by selecting a new location for it in the navigation.

Export page to PDF or Word

Share content with people outside your intranet by exporting a page into a PDF or Word file.

RSS generation

Allow intranet news, blog and forum pages to generate RSS feeds that users can consume in RSS readers.

Archive pages manually or set an expiry date

Archive pages that are no longer current or relevant. The admin archive or delete stale content tool helps pinpoint intranet content that is rarely used. Set a scheduled archive date on content whose usefulness will expire.

Restore archived and deleted content

Restore content that has been archived. Admins can restore content that has been deleted but not purged.

Delete content

Delete pages that are no longer needed. Admins can also permanently delete data from the database to free up disk space.

Duplicate pages and sections

Duplicate pages to create repeatedly used content like a meeting minutes template or weekly news update. Admins can duplicate entire intranet sections using the Clone section feature.

Multilingual interface and content creation

User interface support is available in 14 languages. Content creators can create pages in multiple languages, either using their own manual translation, or auto-translation to supported languages. The auto-translation card allows for machine translation of existing content into 45+ languages using Microsoft Translator.

Sitemap report

Shows the structure and the content of your intranet makes it easy to periodically verify your site's navigation (or Information Architecture.)

Media management

Good content isn't restricted to text. Media such as images and videos are a great way to engage employees while telling a story. ThoughtFarmer also makes it easy to add and manage photo and video galleries.

Add images easily

Add images from your computer or from the web. Resize, wrap text, or add borders and padding to images. Drag and drop images from your desktop for easy uploading.

Photo galleries

Use a photo gallery page to showcase and share photos and images with your team.

Search images and galleries

Browse recommended galleries or perform a keyword search of images and galleries to find the image you want to add.

Manage gallery images

Manage gallery images in bulk—move, delete, archive, download, tag or sort multiple images. Admins can select recommended galleries to suggest to users.

Page header images

Add page header images to provide visual interest and continuity throughout a section of the intranet, or to give specific content a distinctive look. New pages added to the section will automatically use the section header image.

Thumbnail images

Thumbnail images liven up the intranet in news areas, search results, grid navigation, activity feeds and group pages. Crop thumbnail images for specific applications. Choose to use a unique page header image for the thumbnail.

Embed video with ease

Easily embed video hosted in ThoughtFarmer in your pages, or embed externally hosted video using the embed code. Playback video from news carousels or embed pages. Select a thumbnail image to represent the embedded video.

Image asset management

Keep current brand and marketing assets easy to find and access for your employees.

File management

As a core feature of our platform our file management features contain everything you need to proactively manage your organization's files and folders, including bulk editing, document libraries, and collaboration.

Upload files

Drag and drop from your desktop or browse to easily upload files to intranet pages.

Organize files with folders

Create folders to organize your files. Apply security permissions to folders to control who can view or edit the folder.

File preview

View a file preview and any file comments before downloading, or choose to view the file in the browser.

Manage files in document libraries

View document libraries and sort by file details like title or file type, or apply a curated order to files and folders. Apply security permissions to files to control who can view or edit them. Archive files that are no longer relevant.

File editing and collaboration

Open a file for editing to make changes to it. A file editing lock prevents other users from making changes to the file while you are editing it on your computer. Save and close the file for editing to add the updated version to the intranet. File version control allows for reverting to a previous file version when needed. Replace existing files rather than adding a new file to maintain links to the file.

File display name and summary

Add a different file display name and a file summary to help identify and locate the desired file on the intranet.

Duplicate files

Duplicate a file to create a new file from an existing template rather than uploading the same file repeatedly to the intranet.

Share file to a group

Bring attention to a file by sharing a file link as an update to an intranet group or to all users.

Bookmark and follow files

Follow files to get notifications when edits are made or comments are added. Bookmark file or document library pages for easy reference.

Bulk file management

Apply actions to files in bulk. Move, delete, archive, restore, download, or tag multiple files at once. Sort files by various file details or apply a curated order. Upload many documents to the intranet at once using a bulk uploader tool.

ThoughtFarmer Desktop Connector

The TF Desktop Connector runs in the background on your machine to make it possible to edit files from the intranet and save the updated versions back to the intranet.

File upload and display controls

Control which file types can be uploaded to the intranet and which file types can be opened in the browser window.

Administration

ThoughtFarmer's administration features make it easy to manage your intranet. From the administration panel you can easily manage users, monitor intranet analytics, and determine who has read what.

Admin mode

Turning on admin mode allows administrators to view all content on the intranet and perform administrator actions outside of the admin panel.

Administration panel

Visit the administration panel to customize the user interface, create and manage users, manage content, make changes to search, set up integrations and perform more administrator tasks.

One or more administrators

Multiple users can have administrator powers, but one administrator is designated as the contact for users needing assistance.

Developer tools and APIs

Add custom cards to the intranet, or add custom HTML, CSS and JavaScript to the intranet theme. Move information in and out of ThoughtFarmer, add new functionality by embedding code into page templates and provide single-sign on to services that provide a remote authentication API.

Leaderboard

View basic intranet statistics including top content owners, top pages by views and number of intranet pages per content type.

ThoughtFarmer Analytics

Measure intranet adoption and engagement with detailed intranet statistics such as page views, likes, follows, content creates and edits, files downloaded, and comments. Dig deeper by looking into page views over time, video views, actions taken before and after watching a video, or browsers used. Compare statistics for different time periods, and view statistics in different visual formats.

Reporting and Auditing

- **Forum statistics**
Monitor forum usage with stats on most active recent forum participants, total number of participants, number of forum topics, replies and likes.
- **Page views**
Check out page views to see how popular or relevant a page is.
- **Rating**
Gauge the popularity of content through the number of views, likes, follows, comments and bookmarks on it. Use ThoughtFarmer Analytics for meaningful reports on these indicators.
- **Shout-outs reports**
Download a Shout-outs report detailing Shout-outs content and usage.

Required reading

Set content as required reading and monitor who has read and confirmed content, and who has not. Customize messaging around required reading, email required readers and reset read status when content is updated.

System logs

Information about what is happening with the web application is recorded in the system logs.

Employee activity monitoring

Administrators in admin mode can view and edit all content on the intranet, bypassing security permissions and viewing even content that is in private mode. Activity cards surface actions taking place on the intranet. Version history and control shows who made what changes to content and allows for the ability to revert to a previous version of content.

Login providers and Authentication/Third party ID providers

Set up internal or external login providers. Use Azure AD, GSuite or Okta for authentication and third party ID providers. Sync users with any of these external stores.

Employee Directory Connector (EDC)

The EDC allows you to connect your instance of ThoughtFarmer to an external identity provider. You can use a third party identity provider to authenticate to your intranet, or link multiple combinations of identity providers for your users. For cloud customers, this lets you integrate with your local Active Directory for authentication and user management.

Single sign-on

Allow users to login with a single user ID and password and access multiple pieces of software, including your ThoughtFarmer intranet.

User management

Create and manage Regular users, Active Directory users or External users. Perform actions like activating, deleting, and inviting users for many user accounts at once.

- **Regular users**
Create regular users who are created, managed and stored entirely in ThoughtFarmer.
- **Active Directory users**
Create Active Directory users who have Active Directory user accounts that are mapped to ThoughtFarmer user profiles. Sync TF profile photos with AD photos and TF user profile fields to AD attributes.
- **External users**
Create external users who login to ThoughtFarmer by signing in to their account for a third party application.

Active Directory integration with scheduled or on-demand synchronization

Active Directory integration allows for automatic user creation, deactivation and updates to profile fields by synchronizing with the selected Active Directory group. Group page membership and security group membership can also be updated through syncing with Active Directory. You can schedule a daily synchronization time or perform an on-demand sync.

Sync group page memberships with external store groups

Control changes to group membership in ThoughtFarmer by syncing it with Active Directory or other external store groups.

Guest users

Create an account and security permissions for users who sign in as guests.

License count warning emails

Enable emails to automatically alert you when you are close to and have reached your intranet user license limit.

Bulk export and update users

Update user information in bulk with bulk export users and bulk update users functions.

Flexible administrator roles

Granular permissions for admin users on your intranet, giving you full control over who can access what information. You can assign specific permissions to different users needing access to admin tasks, while maintaining security and privacy.

Security + permissions

Our security features ensure your data is safe and secure. ThoughtFarmer makes it easy to restrict content so only approved users have access to specific information.

Apply security permissions to control access to content

Control who can view and edit content on a page-by-page basis. By default, content automatically uses the security settings of the page directly above it in the hierarchy.

Use security groups to grant permissions in bulk

Grant content permissions to multiple people at once using security groups. Automate changes to intranet security groups by syncing membership with external store groups. Default security groups exist for administrators, all registered users and guests.

Use ThoughtFarmer group membership for security

Create security groups from intranet groups that have managed membership. Use these security groups to grant permissions to intranet content.

Content ownership

By default, the content creator is the content owner. Page ownership can be transferred to another user at any time.

Private pages and sections

Draft pages and sections privately before publishing to a wider audience. Create private pages for your own reference.

Terms & conditions and disclaimer

Create terms and conditions that users are required to accept on first login. Add a disclaimer that displays on profile pages.

IP content restrictions

Make pages or sections of the intranet accessible only from certain locations by applying IP restrictions.

Access control

Allow users to sign in to the intranet using internal login, Windows AD, or other external third-party login providers such as Google, Azure AD, and Okta.

Sign out

Set a period of inactivity after which users are signed out of the intranet. Forms login users can opt to stay signed in, and have the option to sign out from the profile menu.

Security aware cards

Seamlessly share content based on team, location, or role with security features that ensure only certain team members have access to the cards.

Navigation + search

Search everything in your ThoughtFarmer intranet: people, pages and text within attached documents. Our modern search engine offers Search-as-You-Type, Best Bets, and “Did you mean” to help employees find the resources they need, faster.

Information architecture

Help users find the information they need with an intranet structure that is easy to build and update. See which top level section you are in from the main navigation bar. View your exact location on the intranet through the left-hand navigation tree.

Main navigation bar

Navigate to top level pages or links from the main navigation bar that shows below the site header on all intranet pages.

Left-hand navigation (Supernav)

Navigate the intranet from the left-hand navigation while maintaining a clear mental map of where you are in the intranet site. Constrain your search to the current section by searching from the Supernav.

Section content type

Use the section content type to create navigational pages like directories and tables of contents. Sections display many subpages in a compact, organized way. Choose from the different section templates (compact directory, detailed directory, or grid) to show subpages as small-text links, large-text links with optional page summaries, or thumbnail images with page title captions.

Reorder navigation

Easily reorder subpages by title or date, or create a curated order.

Short page title

Keep the navigation cleaner and simpler by adding an abbreviated page title that shows in the left-hand navigation, section page directories and breadcrumb trails.

ThoughtFarmer Search+

The ThoughtFarmer Search+ engine uses the Search library, modified and configured to work best for intranet searching. Results are sorted by relevance to surface the best possible search results at the top.

- **Keyword and exact phrase search**
ThoughtFarmer search defaults to a keyword search that looks for content with as many of the keywords as possible. Add quotes around your search terms to perform an exact phrase search.
- **Filtered and scoped search**
Filter search results by content type, content owner, content editors, posted date or tags. Narrow your scope by searching within a specific section of the intranet.
- **Find as you type search**
Start typing your search term into the search bar and a dropdown list appears with the top search results. Search results are updated as you keep typing.
- **Section search**
Search the subpages of the content you are currently viewing by selecting section search from the main search bar, or searching from the Supernav. Use filters in the Supernav search to narrow the results in that section.
- **Best bets**
Add recommended search results that appear at the top of results when users enter a keyword that has been connected to a best bets result.
- **Did you mean? (for misspelled search terms)**
If a user searches for a misspelled word, ThoughtFarmer suggests the word that they might have meant.
- **File search**
Filter search results to show file results only, and see file results from integrated external cloud drives right within your intranet search results.
- **Employee search**
Search for a specific person, or find out who has the skills or experience that you need. Search the employee directory by keywords, first letter of last name, expertise tags or group membership.
- **Form and entry search**
Search for specific forms or entries on the forms overview page. Locate form type pages using the main search bar.

Tags

Add tags to content to make it easier to find and identify. Content can be filtered by tag in search results.

Stemming

Search determines the root of the words you are searching for and searches for different variations as well. Multilingual stemming is available for supported languages.

Stop word filtering

Many common words (e.g. and, but, to) are filtered from the search index and ignored in search terms. Stop word filtering is multilingual and admins can add or remove words from the list.

Page summary

Add page summaries to content to help users identify the content they want in search results and some navigation cards.

Search external search engine

Enable external search engines on the intranet to perform external searches from within the intranet search dropdown.

Search term reporting

See what terms are being searched for on the intranet and the top pages that users visit after searching for a given term.

Multilingual search

Search results are prioritized based on the language you have set as your preferred language.

Tussenvoegsel search

Configuration settings allow for tussenvoegsels in Dutch surnames to be excluded when alphabetizing a list of names.

Friendly URLs

Page titles are brought into the corresponding page URLs to add context and information to content links when they are shared elsewhere. URLs update if page titles are changed, but fixed content IDs are included in URLs, so links to the page are maintained even if the title changes.

Integrations

Integrate with industry-leading authentication, file management, and banking systems such as [Google Drive](#), [Office 365](#), Box, Sharepoint, Okta, and Silvercloud. ThoughtFarmer can integrate with up to 750 standalone applications using Zapier.

Cloud drive integration

Integrate with Box, GSuite/Google Drive and Office 365/SharePoint Online. Link to and embed files and folders from these external drives on intranet pages, and search cloud drives from the intranet.

- **Cloud drive security**
Users can only access cloud drive files from the intranet if they have been shared with them in the cloud drive. Users must be logged in to the applicable cloud drive account in order to access cloud drive files and folders.
- **Link and embed cloud drive files**
Add links to cloud drive files to an intranet page to create a cloud drive document library. The contents of embedded cloud drive files display for users who have had the file shared with them. Users can click on linked or embedded files to open and edit them.
- **Cloud drive search**
View cloud drive search results along with intranet search results when you perform an intranet search.

Microsoft Teams integration

Automatically send certain types of intranet activity to the appropriate Teams channels, search your ThoughtFarmer intranet directly from within Teams and easily share rich links, including images and summary views.

Slack integration

Post intranet links with previews, search the intranet and receive new intranet activity messages, all from within Slack.

Embed widgets and web content

Embed external content such as maps, clickable documents and slideshows on intranet pages.

External website links

Add text or image links to external websites or applications for ease of access.

Anonymous RSS generation

Generate an RSS feed that can be used by any RSS reader from news, blog, or forum pages. Anonymous RSS generation bypasses security settings that are applied to ThoughtFarmer.

Social media & RSS feeds

Embed your organization's Twitter feed or Facebook timeline in intranet pages. Add RSS feeds from News, Blog, Forum or Calendar pages to an RSS reader.

Workday

Integrate Workday's HRIS with your intranet to centralize employee data management and sync critical HR details like names, locations, job titles, and department.

BambooHR

Connect BambooHR to your intranet to simplify the creation of profiles and employee data management.

ADP

Automatically pull ADP data into your intranet, ensuring all employee records and HR data are synchronized and available in both locations.

Design + branding

ThoughtFarmer makes it easy to add simple design and branding elements so your intranet reflects your brand and culture. Add a logo, a theme, or configurable page cards for further customization options.

Branding

Apply your organization's branding with logos, colors, fonts, imagery and messaging applied through the Theme panel, page headers, label overrides, card selections and content type customizations.

Customizable themes: fonts, colours, logos, components

Customize the look and feel of your intranet using the Theme panel. To create a theme, upload logos and icons, pick colors for different parts of the interface, choose fonts, and select the style of intranet components.

Store multiple themes

Prepare multiple themes and store them on the intranet as inactive themes, ready for seasonal or event-related theme changes.

Add custom HTML, CSS and JavaScript to theme

Go beyond the default customization options available on the Theme panel by adding custom HTML, CSS and JavaScript to further customize the theme and functionality of the intranet.

Import/export themes

Import sample themes to try out on your intranet, or export themes for use on multiple ThoughtFarmer instances.

Instant theme option previews

Preview the options you choose for your intranet theme through instant previews of individual components, and navigating through a site-wide preview mode.

Customizable page headers

Page headers can be solid colors, gradients or images. Page header images are inherited from the parent page by default, but can easily be customized to lend continuity to an intranet section, or to make a specific piece of content stand out.

Label overrides

Label text found in the user interface is available in 14 languages, and default labels can be replaced with custom labels.

Customizable personalized homepage

Admins can customize homepage options and the default cards that appear on homepages. Homepages are personalized to users with news coming from their groups.

Configurable page cards

Cards make up the main content of all intranet pages. Customizable templates determine what cards are on a page by default when a content template is selected. Cards can be added, rearranged, and deleted. Many cards have options to configure for what they display and how it is displayed.

- **Anniversary card**
Celebrate how long people have been with your organization. The Anniversary card displays work start date anniversaries for users who have their start date on their profile. It can also be set to display new hires.
- **Birthday card**
The birthday card displays current and upcoming birthdays for users who have their birthday on their profile.
- **Document library card**
Allow files to be uploaded to a page, organized with folders, and sorted or curated. Files can be previewed, downloaded or opened for editing from a document library card.
- **Event card**
Display calendar event details on another page, and allow users to RSVP to the event from the card.
- **Google Drive card**
Embed a file from your Google Drive on an intranet page. Users can view the file and, if allowed, click on the file title to open and edit it.
- **Location card**
Display address and contact information, along with a map of the location.
- **Mini calendar card**
Display a calendar and its events in mini form on another page. The selected day's events are listed beside or below the mini calendar.
- **Photo collection card**
A photo collection card shows a selection of thumbnail images from a photo gallery page. Users can click on the images to view larger versions or click on the title to visit the photo gallery page.

- **Photo gallery details card**
Add this card to blog or news post templates to create a post that features a photo gallery.
- **Poll card**
Create a survey-style poll with multiple-choice answers to engage users and get their opinions or feedback. Polls can be restricted to certain sets of users and multiple polls can run on the intranet at the same time.
- **Quick links card**
Add a card with useful links to intranet pages, external web pages, applications or email addresses to allow easy access for your users.
- **Random quote card**
Allow users to share their favorite quotes with others. Users can navigate through the quotes in the random quote card, and every page refresh displays a new randomly selected quote.
- **Rich text card**
Use the rich text editor from the page editing interface to add text, images, links and more in a card anywhere on your page.
- **Translate card**
Add a translate card to a page to allow individual users to auto-translate the content into 45+ languages using Microsoft Translator.
- **Your groups card**
Display a list of links to all of the groups a user belongs to. Users can click the links to go to the group page, and can navigate the group page subpages within the card.
- **Hobbies and interest card**
Let staff showcase their personality and discover which passions they share with coworkers.

Customizations

- **Customizable user invitation and login page**
Customize the text of the default user invitation email and the logo and messaging for the intranet login page.
- **Customizable content templates**
Create multiple templates for different content types, and modify default templates for individual pages. Both site-wide templates and individual page templates are easily modified with drag and drop template interfaces.

- **Customizable profile pages**
Customize your Profile Pages to showcase information exactly how and where you want it. Organize and categorize your profile fields into cards which you can move around to highlight what matters most to you.
- **Customizable profile info sections**
Default profile sections include Featured information, Contact & bio, Relationships & groups, and Expertise & skills. Add new profile sections and custom profile fields relevant to your organization.
- **Customizable page types**
Choose from various content types when creating content. Available types are page, section, group, news/blog, forum, calendar, photo gallery, link and form.
- **Customizable group types**
Default group types include: group, location, department, team, project and business unit. Add new group types that fit your organization's needs.

Grid or list views

News sections, the people directory and the groups directory can be displayed in grid or list view.

Configuration settings

Further customize your intranet experience with behind the scenes configuration settings.

Web application with responsive design

Access your intranet on any device, via a web application with responsive design.

Calendars + events

Track important dates and events with our calendar features. ThoughtFarmer makes it easy to manage event registrations, and promote events.

Calendar pages

Create calendars to schedule meetings, project timelines, and vacations. Add event types specific to your organization. View calendar pages by month, week, day, or as a list of events. Click on events to see more details on the event page.

Customizable event types

Choose from default event types or create event types with names and icons unique to your organization.

Create single and repeating events

Click a calendar date to quickly create an event. Add event details, select a specific time or an all-day event, and add repeating events. Drag-and-drop calendar events to easily change the date.

Event registration

Allow users to RSVP to events and request information from event registrants.

Mini calendar

Add a mini calendar card to display current and upcoming events from an intranet calendar on another page.

Promote events

Add a calendar as a source for a news feed to have upcoming events appear as news items.

Shared calendar

Create a master shared calendar to view events from multiple independent calendars on one page.

Personal and group calendars

Create calendars for your own use, or to coordinate events for a group, department or project.

Add events to your personal calendar

Add read-only intranet calendars to your Windows Outlook, Apple Calendar or Google calendars.

Employee engagement

How do you consistently keep employees returning to their intranet? ThoughtFarmer's employee engagement features ensure your intranet achieves and sustains high adoption.

Profile pages

Personalize your profile by adding a profile photo, profile cover image, bookmarks and subpages. Fill out your profile information to introduce yourself to your colleagues. A profile strength indicator indicates how complete your profile is.

User personalization

Customize your personal settings for language, timezone, notifications and archived content. Automatically see intranet content in your preferred language. Receive notifications based on content you follow and interact with. News from your groups is delivered to your homepage.

Profile images

Bring the intranet to life with profile photos on comments, activity, mini profiles, groups and profile pages.

Skills and expertise

Add expertise tags to your profile to identify your strengths and make them easy for colleagues to find.

Personal links

Create intranet pages under your profile and add bookmarks that link to external sites you reference often.

Earn profile badges (Gamification)

Encourage engagement by awarding points and badges as users complete actions and activities on the intranet.

Bookmarks and recently viewed pages

Bookmarked and recently viewed pages are available from menus on the top toolbar. View, sort and rename bookmarks from your profile page.

Employee blogs, clubs and communities

Connect with colleagues through groups, forums, or blogs formed around common interests and activities.

People directory

Browse and search profiles of those in your organization. Filter by group membership, areas of expertise, or other customizable profile fields. Click on a person to visit their profile page.

Interactive organization chart

View an interactive org chart from the employee directory or profile pages. See how your organization is structured and who manages whom, along with profile photos and basic profile information. Export a diagram of all or part of the org chart.

Mini profiles

Hover over a name or profile image to see a mini profile with profile image and basic info about a colleague.

Profile only users

Add external contacts to the intranet as profile only users for easy location of contact details.

User updates

Post updates to let colleagues know something about your work, your status, what's going on in the building, or what amazing treat is available today at the local coffee shop.

Interact with likes and comments

Let colleagues know that you enjoyed their work or found it useful by liking pages, images and updates. Start or join conversations by commenting on content. Comments and likes contribute to the popularity of content.

Recognize colleagues with Shout-outs

Recognize colleagues for outstanding contributions by sending a Shout-out to an individual or group. Shout-outs appear in activity cards and Shout-outs cards added to intranet pages.

Forms

[FormFlow](#), our intuitive form builder, makes it easy to create custom forms that capture data with an approval process or share structured data on your intranet.

Forms builder

Build form elements easily with drag-and-drop. Customize messaging associated with the form. Add workflow statuses to track the progress of form entries. Apply permissions for form viewers, submitters, reviewers and managers. Choose which form notifications will be sent to form submitters and reviewers.

Form content type

Create a page that displays the form and allows users to fill out the form and submit it. You can also create a page that displays form entries that have already been submitted.

Form workflow

Add workflow statuses to track the progress of the form entry. Alert form submitters that their entry has been submitted or processed. Alert form reviewers that they have form entries to review or that are now overdue.

Multi-stage approvals

Streamline decision-making by assigning different reviewers at each stage of an approval process, ensuring structured and efficient approvals.

Conditional workflows

Automatically route forms based on user selections, dynamically assigning the right reviewers and notifying stakeholders in real time.

Set due dates

Set a maximum time that it should take for a form's entries to go from the initial status to the final status. In-app and email notifications alert reviewers when form entries are overdue.

Form alerts

Email notifications confirm that you have submitted a form entry. In-app and email notifications can be sent to reviewers when a form entry is submitted, reassigned to them, or is overdue and requires their attention. Form submitters can receive in-app and email notifications when their entry is assigned its final status. Reviewers will receive alerts when a form entry is updated, keeping all relevant stakeholders informed.

Form entry management

Search, sort and filter form entries. Create and save entry filter views for quick reference. Assign, download or update the status of form entries in bulk.

Form import/ export

Import sample ThoughtFarmer forms for your own use, or export forms for use on another ThoughtFarmer intranet.

Anonymous form entries

Submit form entries anonymously with no record of which user submitted the entry to get more open, honest and complete responses.